

## ILLUMIPULSE LED SIGN MODULE - 2 MOD



The IllumiPulse LED Sign Module is an outdoor-rated, low-voltage LED module designed for uniform backlighting in signage and channel letter applications. Operating on 12V DC, it delivers consistent light output in compact sign cabinets and perimeter lighting systems.

### Key Features

- Outdoor-rated construction (IP65)
- 12V DC low-voltage operation
- High-efficiency 2835 LEDs
- Available in warm white or cool white color temperatures
- Thermal-resistant polycarbonate housing
- Durable, long-life design for exterior signage
- Module string includes 25 modules per pack
- 12.5' in total string length with 4.5 in (11 cm) spacing between modules
- Dimmable with compatible low-voltage power supplies

### Applications

Backlit signage | Channel letters | Transparent objects | Perimeter and outline lighting

### Installation

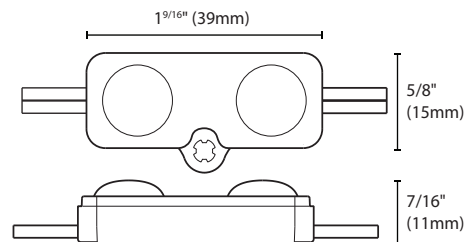
Surface-mount installation using 3M adhesive backing or screw tabs



### Specifications

|                  |   |
|------------------|---|
| Voltage          | 12V DC  |
| Wattage          | 0.66W per mod   |
| Lumen Output     | 55 per mod  |
| Color Temp       | 3000K / 3500K / 4000K / 5000K / 6000K                       |
| # of LEDs        | 2 per mod   |
| IP Rating        | 65  |
| Operating Temp   | -30~+60°C (-13~140°F)                                       |
| Length           | 12.5' (3.8M)  |
| Lifespan         | +50,000 hours   |
| Lead Wire Length | 12.5' length with 4.5" (11cm) Lead Wire Length between mods |
| Warranty         | 5 Years   |







### Dimensions






### Ordering Codes

|                    |   |   |   |
|--------------------|---|---|---|
|                    | Product   | # of LEDs   | Color Temp  |
| <b>Sign Module</b> | LS - <span style="border: 1px solid black; padding: 2px;">LM</span> | - <span style="border: 1px solid black; padding: 2px;">2</span> | - <span style="border: 1px solid black; padding: 2px;"> </span> |
|                    |   | <b>2</b> : 2 LEDs   | <b>3K</b> : 3000K <b>4K</b> : 4000K                             |
|                    |   |   | <b>5K</b> : 5000K <b>6K</b> : 6000K                             |

## Power Supplies

| Image   | Code               | Voltage | Output Power | Class II | Dimmable Specs                    |
|---|--------------------|---------|--------------|----------|-----------------------------------|
| <b>Non-Dimmable</b>   |                    |         |              |          |                                   |
|  | LS-12V-30W-O-CV    | 12V     | Max. 30W     | √        | Non-Dim with Plug                 |
|  | LS-12V-60W-O-CV    |         | Max. 60W     | √        | Non-Dim with Plug                 |
|  | LS-12V-96W-O-CV    |         | Max. 96W     | x        | Non-Dim with Plug                 |
|  | LS-12V-150W-O-CV   |         | Max. 150W    | x        | Non-Dim with Plug                 |
|  | LS-12V-264W-O-CV   |         | Max. 264W    | x        | Non Dim, with leads for hardwire. |
|  | LS-12V-60W-JB-O-CV |         | Max. 60W     | √        | Boxed Hardwire Power Supply       |

## Controls

| Image   | Product                       | Code          | Description  | Functions   | Dimensions  |
|---|-------------------------------|---------------|--|---|---|
|  | Rotary Dimmer - High Amperage | LS-DIM-30A-R  | Inline low voltage dimmer with remote. Remote turns on/off and dims brightness up/down - dims puck lights, linear lights, flexible strip lights, and more. | 12V or 24V DC<br>1x30A/Channel<br>12V: 360W, 24V: 720W<br>On/off & rotary dim     | L3 <sup>3/8</sup> x W2 <sup>7/16</sup> x H13/16"<br>(L85 x W62 x H20mm)                 |
|  | Single Color Handheld Remote  | LS-SC-MZR     | Controls Single Color Lights, 868Mhz   | Multi-zone (4), 3 Presets, Dimming  | L4 <sup>3/4</sup> x W2 <sup>3/16</sup> x H1 <sup>1/16</sup> "<br>(L120 x W55 x H17mm)   |
|  | Outdoor MZ LED Receiver       | LS-RCV-O-MZ5A | Receiver for RF Remotes (RGB/RGBW). Wifi Capable. Outdoor rated for harsh environments   | 12-36V DC<br>4 x 5A/Channel<br>4x(60-180W) Output Power<br>15M (50') Remote Range | L7 <sup>1/8</sup> x W2 <sup>15/16</sup> x H1 <sup>1/2</sup> "<br>(L180.5 x W74 x H38mm) |