

Date: \_\_\_\_\_ Project: \_\_\_\_\_

Notes: \_\_\_\_\_

## DOUBLE 3528 FLEXIBLE LED STRIP LIGHT

With roll lengths up to 25M (82'), this ultra thin LED strip produces double the amount of light output with 120 LEDs per meter at 950 lumens per meter. Can be paired with single color controllers and dimmer.

### Features

- Highest quality 3528 SMD LEDs
- Maximum Length: 25M (82')
- 12V DC input
- Excellent color output, CRI >90
- 950 lumens per meter
- Cuttable every 25mm
- Dimmable with our dimmable low voltage power supplies

### Applications

Accent | Display | Cove | Cabinet

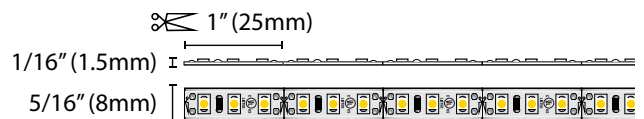
### Installation

Double-sided 3M tape on the back



Voltage	12V DC
Wattage	9.6W/M (2.9W/FT)
Roll Length	5M (16.4') / 25M (82')
Cut Distance	3 LEDs - 25mm (1")
# of LEDs	120 LEDs/M (36 LEDs/FT)
Color Temp	3000K / 5000K / CCT : 2600K to 6500K
CRI	>90
Lumens	950/M (290/FT)
Beam Degree	120°
Dimmable	Yes
Lifespan	+65,000 hours
Warranty	5-year

### Dimensions








## Ordering Codes

	Product	Chip & Length	Voltage	LEDs/M	Color Temperature
<b>Single Color Version</b>	LS - <input type="text" value="FLI"/>	<input type="text"/>	<input type="text" value="12"/>	<input type="text" value="120"/>	<input type="text"/>
	<b>FLI</b> : Indoor	<b>1</b> : 3528 <b>B</b> : 5M (16.4') <b>D</b> : 25M (82')	<b>12</b> : 12 volt	<b>120</b> : 120 LEDs	<b>3K</b> : 3000K <b>5K</b> : 5000K
<b>CCT Version</b>	LS - <input type="text" value="FLI"/>	<input type="text" value="1B"/>	<input type="text" value="12"/>	<input type="text" value="120"/>	<input type="text" value="CCT"/>
	<b>FLI</b> : Indoor	<b>1</b> : 3528 <b>B</b> : 5M (16.4')	<b>12</b> : 12 volt	<b>120</b> : 120 LEDs	<b>CCT</b> : 2600K to 6500K




## Solderless Connectors

Solderless connectors are designed to provide a simple and quick connection for projects. Suitable for indoor applications.









Image	Code	Product	Description
	LS-SC1-3528-120	Seamless Connector	2 wire. Width: 1/2" (13mm). Application: Add length.
	LS-SC2-3528-120	Connector on one End	2 wire. Width: 1/2" (13mm). Applications: Cut strip to power.
	LS-SC3-3528-120	Connector on both Ends	2 wire. Width: 1/2" (13mm). Applications: For corners.
	LS-SC4-3528-120	L-Connector	2 wire. Width: 1/2" (13mm). Applications: For corners.
	LS-SC7-3528	Block Connector	2 wire. L7/16 x W3/8 x H5/16" (L11 x W10 x H8mm). Applications: For strip to strip or strip to power.

## Aluminum Channels

Each aluminum profile can be combined with it's respective LED flexible strip to create a customized look for various applications.

Image	Code	Product	Description	Specs
	LS-LL8-L1	1M LL8 Channel	Corner Mount. 1M (40") or 2M (80") lengths.	W5/8" (W16mm). All connectors compatible.
	LS-LL8-L2	2M LL8 Channel		
	LS-LL9-L1	1M LL9 Channel	Square Modern. 1M (40") or 2M (80") lengths.	W5/8 x H1/2" (W16 x H12mm). Production lead or solder required.
	LS-LL9-L2	2M LL9 Channel		
	LS-LL9D-L1	1M LL9D Channel	Light Degree Adjustable. 1M (40") length. Includes 10° standard lens.	W5/8 x H1/2" (W16 x H12mm). Production lead or solder required. 45°/60°/90° light output available with extra part (LS-LL9D-B-L1).

## More Aluminum Channels

Image	Code	Product	Description	Specs
	LS-LL10-L1	1M LL10 Channel	Slim Recessed. 1M (40") or 2M (80") lengths.	W19/32 x H15/64" (W15 x H6mm). Production lead or solder required.
	LS-LL10-L2	2M LL10 Channel		
	LS-LL11-L1	1M LL11 Channel	Low Profile. 1M (40") or 2M (80") lengths.	W1 <sup>3/16</sup> x H9/32" (W30 x H7mm). Only compatible with 3528 connectors.
	LS-LL11-L2	2M LL11 Channel		
	LS-LL12-L1	1M LL12 Channel	Slim Modern. 1M (40") or 2M (80") lengths.	W23/32 x H5/16" (W18 x H8mm). All connectors compatible.
	LS-LL12-L2	2M LL12 Channel		
	LS-LL13-L1	1M LL13 Channel	Wide Slim. 1M (40") or 2M (80") lengths.	W29/32 x H3/8" (W23 x H10mm). All connectors compatible.
	LS-LL13-L2	2M LL13 Channel		
	LS-LL23-DW-L3	3M LL23 Drywall Channel	Mud In. 3M (9.8') length.	W1 <sup>9/64</sup> x H35/64" (W29 x H14mm). All connectors compatible.
	LS-LL15-L1	1M LL15 Channel	Thin Recessed and Surface Mount. 1M (40") or 2M (80") lengths.	W43/64 x H9/32" (W17 x H7mm). Production lead or solder required.
	LS-LL15-L2	2M LL15 Channel		
	LS-LL16-L1	1M LL16 Channel	Deep Recessed. 1M (40") length.	W45/64 x H19/32" (W18 x H15mm). Production lead or solder required.
	LS-LL21-L1	1M LL21 Channel	Light Duty Inground. 1M (40") length.	W3/4 x H23/64" (W19 x H9mm). Production lead or solder required.
	LS-LL22-L1	1M LL22 Channel	Heavy Duty Inground. 1M (40") or 2M (80") lengths.	W1 <sup>1/32</sup> " (W26mm). Production lead or solder required.
	LS-LL22-L2	2M LL22 Channel		