

MI LED DECK & STEP LIGHT



Low voltage, 1 watt, simple to install mini step light offers an excellent light output and a CRI >90.

Features

- Fully sealed for indoor or outdoor use
- Pressure fit stainless steel clips
- Optional inground housing available. Can also be mounted using a 1" PVC coupler

Includes

- LED Light Engine
- Changeable Frosted White Diffuser Lens
- Trims sold separately*

Applications

Step | Deck | Cabinet | Display

Installation

Recessed mounting, 1^{3/8"} (35mm) cutout, pressure fit clips



40mm

50mm

Square

Scoop


Stainless Steel

More trim available on next page.

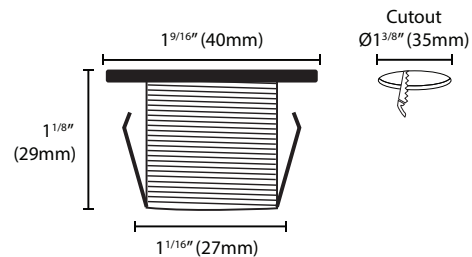
Specifications

Voltage	12V DC
Wattage	1W
Lumens	95
Color Temp	2700K / 3000K / 4000K / 5000K
# of LEDs	1 COB LED
CRI	>90
Lifespan	+50,000 hours
Beam Angle	45°
Working Temp	-20~+45°C (-4~113°F)
IP	67
Wire Length	12" (30cm)
Warranty	3-year

Finishes Available



Dimensions



ORDERING CODES

Light engine and trim require separate ordering codes.


Light Engine

Product	# of LEDs	Color Temp
LS - <input type="text" value="RD12"/>	- <input type="text" value="1"/>	- <input type="text"/>
	1 : 1 COB LED	27K : 2700K 4K : 4000K 3K : 3000K 5K : 5000K







Trims

Product	Code	Finish	Description
	LS-RD12-RD-BN	Brushed Nickel	Round trim, Aluminum, 1 ^{9/16} " (40mm)
	LS-RD12-RD-BK	Black	
	LS-RD12-RD-WT	White	
	LS-RD12-MT-BN	Brushed Nickel	Round trim, Aluminum, 2" (50mm)
	LS-RD12-MT-BK	Black	
	LS-RD12-MT-WT	White	
	LS-RD12-BT-BN	Brushed Nickel	Round trim, Aluminum, 2 ^{3/4} " (70mm)
	LS-RD12-BT-BK	Black	
	LS-RD12-SC-BN	Brushed Nickel	Scoop trim, Directs light down. Includes round trim and scoop piece. Aluminum, 1 ^{9/16} " (40mm)
	LS-RD12-SC-BK	Black	
	LS-RD12-SC-WT	White	
	LS-RD12-HC-BN	Brushed Nickel	NEW Honeycomb trim, Shades light from eyes. Includes round trim and honeycomb piece. Aluminum, 1 ^{9/16} " (40mm)
	LS-RD12-HC-BK	Black	
	LS-RD12-HC-WT	White	
	LS-RD12-LVR-BN	Brushed Nickel	NEW Louver trim, Directs light down. Includes round trim and louver piece. Aluminum, 1 ^{9/16} " (40mm)
	LS-RD12-LVR-BK	Black	
	LS-RD12-LVR-WT	White	
	LS-RD12-SQ-BN	Brushed Nickel	Square trim, PC, W1 ^{9/16} x H1 ^{9/16} " (W40 x H40mm)
	LS-RD12-SQ-BK	Black	
	LS-RD12-SQ-WT	White	
	LS-RD12-RD-SS	Matte Stainless Steel	Round Trim, Stainless Steel, Ø2" (Ø50mm)
	LS-RD12-SQ-SS	Matte Stainless Steel	Square trim, Stainless Steel, W2 x H2" (W50 x H50mm)
	LS-RD12-1WY-SS	Matte Stainless Steel	1-Way trim, Stainless Steel, Ø2" (Ø50mm)
	LS-RD12-2WY-SS	Matte Stainless Steel	2-Way trim, Stainless Steel, W1 ^{3/4} x H1 ^{3/4} " (W45 x H45mm)





More Trims

Product	Code	Finish	Description
	LS-RD12-BLT-BN	Back Lit Trim	Back lit, Brushed Nickel, Ø1 ^{1/2} " (Ø40mm)




Accessories

Product	Code	Description
	LS-RD12-IGH	Black Inground Housing, H2 ^{3/4} x W1 ^{7/16} " (H70 x W37mm)
	LS-RD12-WL	Frosted White Diffuser Lens, Optional lens offers diffusion for 1W and 2W LEDs
	LS-RD12-RG-SP	Regressed Light Spacer - Optional
 <small>INCLUDES</small>	LS-STCTRL28	Automatic Step light control: Controls up to 28 step lights with smooth on/off, step sequencing, and more. Adjust mode, brightness, delay time, and speed.
	LS-OW-16-2-100	Outdoor wire for led lights. 16-2 AWG
	LS-GEL-MAR	Outdoor rated, gel filled marettes ensure secure electrical connections in outdoor and wet conditions. Pack of 2.

Power Supplies

Image	Code	Voltage	Output Power	Class II	Dimmable Specs
Non-Dimmable					
	LS-12V-15W-CV	12V	Max. 15W	√	N/A
	LS-12V-30W-CV	12V	Max. 30W	√	N/A
	LS-12V-30W-O-CV	12V	Max. 30W	√	N/A
	LS-12V-60W-O-CV	12V	Max. 60W	√	N/A

More Power Supplies

Image	Code	Voltage	Output Power	Class II	Dimmable Specs
Dimmable					
	LS-12V-24D-CV	12V	Max. 24W	✓	Triac Dimming
	LS-12V-48D-CV		Max. 48W	✓	
	LS-12V-60D-CV		Max. 60W	✓	
	LS-12V-30D-MLT-CV	12V	Max. 30W	✓	Triac/Phase. 0-10V, 1-10V, Potentiometer, 10V PWM 5 in 1 dimming
	LS-12V-60D-MLT-CV	12V	Max. 60W	✓	Triac/Phase. 0-10V, 1-10V, Potentiometer, 10V PWM 5 in 1 dimming