


## M2 LED DECK & STEP LIGHT



Low voltage - 12V DC, 0.5 watt, outdoor rated, simple to install mini Deck & Step light offers excellent light output and a high >85 CRI.

### Features


- Fully sealed for outdoor use
- Pressure fit stainless steel clips
- Multiple trim options fit all light engines.

### Applications

Step | Deck | Walkway

### Installation


Recessed mounting, 1<sup>3/8</sup>" (35mm) cutout, pressure fit clips



More trims available on next page.

### Specifications

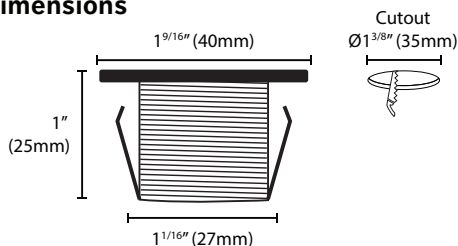
Voltage	12V DC	12V DC	12V DC
Wattage	0.5W	1.2W	0.7W
Lumen Output	75	75	75
Color Temp	3000K / 5000K	RGB (4 wire)	3000K - 1800K
# of LEDs	2 SMD	1 LED	2 LEDs
CRI	>85	>85	>85
Lifespan	+50,000 hours	+50,000 hours	+50,000 hours
Beam Degree	120°	120°	120°
Working Temp	-20~+45°C (-4~113°F)	-20~+45°C (-4~113°F)	-20~+45°C (-4~113°F)
IP Rating	67	67	67
Wire Length	12" (30cm)	12" (30cm)	12" (30cm)
Warranty	3-year	3-year	3-year




**Dim to warm version**  
Dims from 3000K to 1800K

Can be used with dimmable power supplies (120V dimming, or low voltage dimming options.)

### Dimensions



### Finishes Available



## ORDERING CODES

Light engine and trim require separate ordering codes.

### Light Engine


	Product		# of LEDs		Color Temp	
<b>RD12</b>	LS -	RD12	-	2	-	
				<b>2</b> : 2 SMDs		<b>3K</b> : 3000K <b>5K</b> : 5000K
						<b>RGB</b> : Multi-color
						<b>DTW</b> : Dim to Warm (3000K-1800K)

\*2 SMD for 3K and 5K only







### Trims

Product	Code	Finish	Description
	LS-RD12-RD-BN	Brushed Nickel	Round trim, Aluminum, 1 <sup>9/16</sup> " (40mm)
	LS-RD12-RD-BK	Black	
	LS-RD12-RD-WT	White	
	LS-RD12-MT-BN	Brushed Nickel	Round trim, Aluminum, 2" (50mm)
	LS-RD12-MT-BK	Black	
	LS-RD12-MT-WT	White	
	LS-RD12-BT-BN	Brushed Nickel	Round trim, Aluminum, 2 <sup>3/4</sup> " (70mm)
	LS-RD12-BT-BK	Black	
	LS-RD12-SC-BN	Brushed Nickel	Scoop trim, Directs light down. Includes round trim and scoop piece. Aluminum, 1 <sup>9/16</sup> " (40mm)
	LS-RD12-SC-BK	Black	
	LS-RD12-SC-WT	White	
	LS-RD12-HC-BN	Brushed Nickel	<b>NEW</b> Honeycomb trim, Shades light from eyes. Includes round trim and honeycomb piece. Aluminum, 1 <sup>9/16</sup> " (40mm)
	LS-RD12-HC-BK	Black	
	LS-RD12-HC-WT	White	
	LS-RD12-LVR-BN	Brushed Nickel	<b>NEW</b> Louver trim, Directs light down. Includes round trim and louver piece. Aluminum, 1 <sup>9/16</sup> " (40mm)
	LS-RD12-LVR-BK	Black	
	LS-RD12-LVR-WT	White	
	LS-RD12-SQ-BN	Brushed Nickel	Square trim, PC, W1 <sup>9/16</sup> x H1 <sup>9/16</sup> " (W40 x H40mm)
	LS-RD12-SQ-BK	Black	
	LS-RD12-SQ-WT	White	
	LS-RD12-RD-SS	Matte Stainless Steel	Round Trim, Stainless Steel, Ø2" (Ø50mm)
	LS-RD12-SQ-SS	Matte Stainless Steel	Square trim, Stainless Steel, W2 x H2" (W50 x H50mm)
	LS-RD12-1WY-SS	Matte Stainless Steel	1-Way trim, Stainless Steel, Ø2" (Ø50mm)
	LS-RD12-2WY-SS	Matte Stainless Steel	2-Way trim, Stainless Steel, W1 <sup>3/4</sup> x H1 <sup>3/4</sup> " (W45 x H45mm)





## More Trims

Product	Code	Finish	Description
	LS-RD12-BLT-BN	Back Lit Trim	Back lit, Brushed Nickel, Ø1 <sup>1/2</sup> " (Ø40mm)




## Accessories

Product	Code	Description
	LS-RD12-IGH	Black Inground Housing, H2 <sup>3/4</sup> x W1 <sup>7/16</sup> " (H70 x W37mm)
	LS-RD12-WL	Frosted White Diffuser Lens, Optional lens offers diffusion for 1W and 2W LEDs
	LS-RD12-RG-SP	Regressed Light Spacer - Optional
 <small>INCLUDES</small>	LS-STCTRL28	Automatic Step light control: Controls up to 28 step lights with smooth on/off, step sequencing, and more. Adjust mode, brightness, delay time, and speed.
	LS-OW-16-2-100	Outdoor wire for led lights. 16-2 AWG
	LS-GEL-MAR	Outdoor rated, gel filled marettes ensure secure electrical connections in outdoor and wet conditions. Pack of 2.

## Power Supplies

Image	Code	Voltage	Output Power	Class II	Dimmable Specs
<b>Non-Dimmable</b>					
	LS-12V-15W-CV	12V	Max. 15W	√	N/A
	LS-12V-30W-CV	12V	Max. 30W	√	N/A
	LS-12V-30W-O-CV	12V	Max. 30W	√	N/A
	LS-12V-60W-O-CV	12V	Max. 60W	√	N/A

## More Power Supplies

Image	Code	Voltage	Output Power	Class II	Dimmable Specs
<b>Dimmable</b>					
	LS-12V-24D-CV	12V	Max. 24W	✓	Triac Dimming
	LS-12V-48D-CV		Max. 48W	✓	
	LS-12V-60D-CV		Max. 60W	✓	
	LS-12V-30D-MLT-CV	12V	Max. 30W	✓	Triac/Phase. 0-10V, 1-10V, Potentiometer, 10V PWM 5 in 1 dimming
	LS-12V-60D-MLT-CV	12V	Max. 60W	✓	Triac/Phase. 0-10V, 1-10V, Potentiometer, 10V PWM 5 in 1 dimming