

SWIVEL TRIMS

Square or round recessed style trims for MR16 LED bulb. Offers swivel to direct light where needed and available in three finishes.



Features

- Paired with MR16 LED bulb - 12V AC/DC, 7W
- 90° swivel for trim
- Available trims: Square and Round
- Each fixture includes MR16 socket

Applications

Cabinet | Display | Downlighting


Installation

Recessed install with pressure fit clips, Ø2^{3/4}" (70mm) cutout

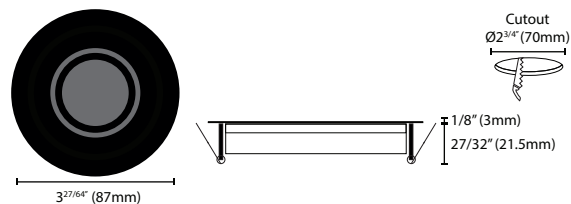
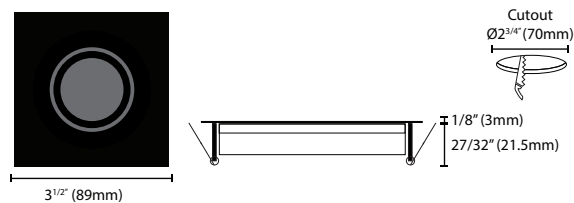


Voltage	12V AC/DC
Wattage	7W
Color Temp	2700K / 3000K / 5000K
# of LEDs	1 CREE COB LED
CRI	>90
Lumens	550
Beam Degree	40°
Dimmable	Yes
Housing	Brushed or painted die cast metal trim
Wire Length	15cm (6") MR16 Socket
Warranty	3-year

Finishes Available



Dimensions



ORDERING CODES


Trims and MR16 LED bulb require separate ordering codes.

Trims

Product	Code	Finish	Description
	LS-SQS-BN	Brushed Nickel	Swivel Square trim, W3 ^{1/2} " (89mm)
	LS-SQS-BK	Black	Swivel Square trim, W3 ^{1/2} " (89mm)
	LS-SQS-WT	White	Swivel Square trim, W3 ^{1/2} " (89mm)
	LS-RDS-BN	Brushed Nickel	Swivel Round trim, W3 ^{37/64} " (87mm)
	LS-RDS-BK	Black	Swivel Round trim, W3 ^{37/64} " (87mm)
	LS-RDS-WT	White	Swivel Round trim, W3 ^{37/64} " (87mm)

MR16 LED Bulb

MR16 LED bulb sold separately.

Product	Code	Color Temperature	Description
	LS-MR16-7W-27K	2700K Warm White	7W, 12V AC/DC, 40° light output, >90 CRI
	LS-MR16-7W-3K	3000K Warm White	7W, 12V AC/DC, 40° light output, >90 CRI
	LS-MR16-7W-5K	5000K White	7W, 12V AC/DC, 40° light output, >90 CRI