


Date: _____ Project: _____

Notes: _____

12V AC TO DC CONVERTER

Switching 12V AC, common for outdoor lighting to a 12V DC Output.



Features

- Waterproof buck converter
- Input: 10-28V AC or 15-40V DC to 12V DC output
- 36W max load
- Surface mountable

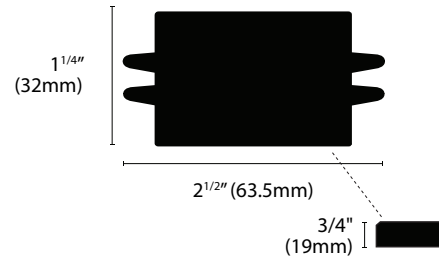
Applications

AC to DC Applications | Landscape lighting | Cabinet lighting | Downlighting



Output Voltage	10-28V AC or 15-40V DC
Input Voltage	12V DC, 3 Amps
Wattage	36W Max.
Wire Length	5" (127mm)
Working Temp	-25°C ~ +50°C

Dimensions



Ordering Codes

	Product		Voltage		Wattage
LS -	CONV	-	12AC - 12DC	-	36W
			12AC - 12DC : 12V AC to 12V DC		36W : 36 watts

Date: _____ Project: _____

Notes: _____

12V AC TO DC CONVERTER


Switching 24V or 32V DC batteries common on Yachts and Off Grid homes to a 12V DC Output.

Features

- Waterproof buck converter
- Input: 15-40V DC to 12V DC output
- 36W max load
- Surface mountable

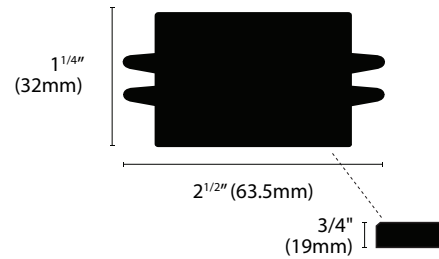
Applications

AC to DC Applications | Landscape lighting | RV & Yacht



Output Voltage	15-40V DC
Input Voltage	12V DC, 3 Amps
Wattage	36W Max.
Wire Length	5" (127mm)
Working Temp	-25°C ~ +50°C

Dimensions



Ordering Codes

	Product		Voltage		Wattage
LS -	CONV	-	24DC - 12DC	-	36W
			24DC - 12DC : 24V DC to 12V DC		36W : 36 watts