

ATLAS LED RECESSED INGROUND LIGHT



Low voltage (12V) inground light with 3W Power LED available in six styles and two finishes.

Features

- Fully sealed for outdoor use
- Walk on & Drive on capable for cars and light trucks
- Spring clips to allow simple pressure fit installation
- Stainless Steel housing

Applications

Step | Inground | Deck | Landscape | Feature Wall

Installation

- **Concrete:** Can be mounted into standard PVC using 1^{1/2}" PVC coupler or Class 200 1^{1/2}" PVC pipe.
- **Wood/Stone:** Cored into 1^{3/4}" hole.
- **Dirt:** Order inground PVC sleeve or use Class 200 1^{1/2}" PVC pipe.



More trims available on page 2.

Specifications

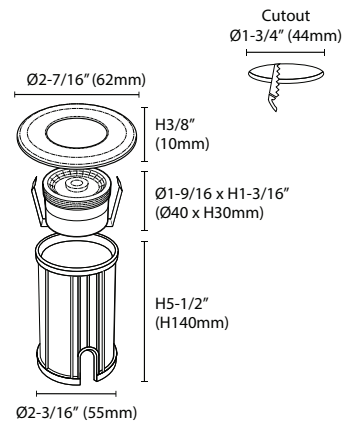
Voltage	12V DC	
Wattage	3W	
Lumens	275	
Color Temp	3000K / 5000K	RGBW (5-wire)*
# of LEDs	1 COB LED	
CRI	>90	
Lifespan	+50,000 hours	
Beam Degree	45°	120° frosted lens
Working Temp	-30~+60°C (-22~140°F)	
IP	67	
Dimmable	Yes	
Wire Length	48" (120cm)	
Warranty	3-year	

*Note: RGBW uses a frosted lens

Finishes Available



Dimensions



ORDERING CODES

Light engine and trims require separate ordering codes.

Light Engine

	Product		Wattage		Color Temp
LS-	RD13	-	3W	-	
			3W : 3 watts		3K : 3000K RGBW : Multi-color + White 5K : 5000K

3K and 5K (45° beam angle)

RGBW: RGB + WW 3000K





(120° Beam with Frosted Lens) with 4.5ft 5-wire lead

Trims





Note: Custom trim finishes available: Matte White, Brushed Bronze

Product	Code	Finish	Description
	LS-RD13-RD-BSS	Brushed Stainless Steel	Round Trim, Ø2 ^{7/16} x H23/64" (Ø62 x 9mm)
	LS-RD13-SQ-BSS	Brushed Stainless Steel	Square Trim, W2 ^{7/16} x H23/64" (62 x 9mm)
	LS-RD13-SC-BSS	Brushed Stainless Steel	Scoop Trim, Ø2 ^{7/16} x H43/64" (Ø62 x 17mm)
	LS-RD13-1WY-BSS	Brushed Stainless Steel	1 Way Drive on Trim, W2 ^{7/16} x H43/64" (Ø62 x 17mm) Includes wide optic light spreading lens
	LS-RD13-2WY-BSS	Brushed Stainless Steel	2 Way Drive on Trim, Ø2 ^{7/16} x H43/64" (Ø62 x 17mm) Includes wide optic light spreading lens
	LS-RD13-3WY-BSS	Brushed Stainless Steel	3 Way Drive on Trim, W2 ^{7/16} x H43/64" (Ø62 x 17mm) Includes wide optic light spreading lens
	LS-RD13-RD-MB	Matte Black Stainless Steel	Round Trim, Ø2 ^{7/16} x H23/64" (Ø62 x 9mm), Stainless Steel with Matte Black Finish
	LS-RD13-SQ-MB	Matte Black Stainless Steel	Square Trim, W2 ^{7/16} x H23/64" (Ø62 x 9mm), Stainless Steel with Matte Black Finish
	LS-RD13-SC-MB	Matte Black Stainless Steel	Scoop Trim, Ø2 ^{7/16} x H43/64" (Ø62 x 17mm), Stainless Steel with Matte Black Finish
	LS-RD13-1WY-MB	Matte Black Stainless Steel	1 Way Drive on Trim, W2 ^{7/16} x H43/64" (Ø62 x 17mm), Stainless Steel with Matte Black Finish, Includes wide optic light spreading lens
	LS-RD13-2WY-MB	Matte Black Stainless Steel	2 Way Drive on Trim, Ø2 ^{7/16} x H43/64" (Ø62 x 17mm), Stainless Steel with Matte Black Finish Includes wide optic light spreading lens
	LS-RD13-3WY-MB	Matte Black Stainless Steel	3 Way Drive on Trim, W2 ^{7/16} x H43/64" (Ø62 x 17mm) Stainless Steel with Matte Black Finish Includes wide optic light spreading lens

Power Supplies

Image	Code	Voltage	Output Power	Class II	Dimmable Specs
Non-Dimmable					
	LS-12V-30W-O-CV	12V	Max. 30W	√	N/A
	LS-12V-60W-O-CV	12V	Max. 60W	√	N/A
	LS-12V-96W-O-CV	12V	Max. 96W	x	N/A
Dimmable					
	LS-12V-30D-MLT-CV	12V	Max. 30W	√	Triac/Phase. 0-10V, 1-10V, Potentiometer, 10V PWM 5 in 1 dimming
	LS-12V-60D-MLT-CV	12V	Max. 60W	√	Triac/Phase. 0-10V, 1-10V, Potentiometer, 10V PWM 5 in 1 dimming

Accessories

Product	Code	Description
	LS-RD13-IGH	Black Inground Housing, H5 ^{1/2} x Ø2 ^{11/64"} (H140 x Ø55mm)
	LS-OW-16-2-100	Outdoor wire for led lights. 16-2 AWG
	LS-RGBW-OW-16-5	100' (30.5M) RGBW Outdoor wire for RGB and RGBW led lights. 16-5 AWG
	LS-GEL-MAR	Outdoor rated, gel filled marettes ensure secure electrical connections in outdoor and wet conditions. Pack of 2.

RGBW Controllers & Receivers

Image	Product	Code	Description	Functions	Dimensions
	RGBW Handheld Remote	LS-RGBW-MZR	Controls RGBW LED Lights, 868 Mhz	Mult-zone (4), 3 Presets, Dimming, Fade/Flash/Jump, Custom colors	L4 ^{3/4} x W2 ^{3/16} x H1 ^{1/16} " (L120 xW55 x H17mm)
	RGBW Wall Mount Remote	LS-RGB-MZWMR	Controls RGB or RGBW LED Lights, 12-24V DC Input, 2.5-5W, 868 MHz Fits single gang box. Includes 6W driver, 50ft wireless range.	3 Presets, Dimming, Fade/Flash, Custom colors, includes 10 pre-loaded programs	L4 ^{3/4} x W2 ^{15/16} x H1 ^{1/8} " (L120 xW75 x H29mm)
	Tuya Control	LS-RCV-SMZ8A-TY	Receiver for RF remotes (RGB / RGBW / CCT / SC) Wifi Capable with free control app	12-24V / 36V / 48V 5 x 8A/Ch / 5 x 6A/Ch / 5 x 4A/Ch 5x96W / 5x192W / 5x216W 15M (50') Remote Range	L6-11/16 x W2-5/16 x 1-1/8" (L170 x W59 x H29mm)
	Indoor MZ LED Receiver	LS-RCV-MZ8A	Receiver for RF Remotes (RGB/RGBW). Wifi Capable.	12-36V DC 4 x 8A/Channel 4x(96-388W) Output Power 15M (50') Remote Range	L6 ^{5/8} x W2 ^{5/16} x H1 ^{1/8} " (L168 xW58 x H28mm)
	Outdoor MZ LED Receiver	LS-RCV-O-MZ5A	Receiver for RF Remotes (RGB/RGBW). Wifi Capable. Outdoor rated for harsh environments	12-36V DC 4 x 5A/Channel 4x(60-180W) Output Power 15M (50') Remote Range	L7 ^{1/8} x W2 ^{15/16} x H1 ^{1/2} " (L180.5 xW74x H38mm)
	Casambi 4 Channel PWM Controller	LS-CBU-PWM4	Control up to 250 fixtures with intelligent mesh network and customizable user interface. Multiple networks can be set up with same control system	12-24V DC 48W - 96W 4A Output Power Surface Mountable Includes Downloadable Smart Device App	L2-7/8 x W1-3/16 x H1 ^{1/16} " (L72.6 x W30 x H18mm)
	Digital DMX512 Decoder	LS-DMX-DIG-DCR	Converts DMX signal for use with low voltage RGB & RGBW LED lights.	Total 5 PWM output channels, common anode. DMX channel quantity from 1CH-5CH settable.	L6 ^{7/16} x W2 ^{7/8} x H1 ^{1/2} " (L164 xW73 x H38mm)