

Date:

Project:

Notes:

POWER LED DECK & STEP LIGHT

Low voltage LED puck light available in three finishes offers over high light output for step and deck applications.

Features

- For indoor and outdoor use
- Single COB LED light engine options available in recessed or surface mount
- Excellent light output
- Reduce cost of inventory, parts stocked individually

Applications

Step | Deck | Landscape | Indoor | Outdoor

Installation

Surface mount or recess installation, Ø2 1/4" (57mm) cutout



Voltage	12V DC		
Wattage	2W	3W	4W
# of LEDs	1 COB LED		
Color Temp	3000K	Dim to Warm (3000K dims to 1800K)	2700K / 3000K / 4000K / RGB (4 wire) / RGBW (5 wire) /
CRI	>90		
Lumens	200	298	320
Dimmable	Yes		
Housing	Aluminum		
Wire Length	20" (50cm)		
Lifespan	+60,000 hours		
Warranty	3-year		

Finishes Available



Brushed Nickel

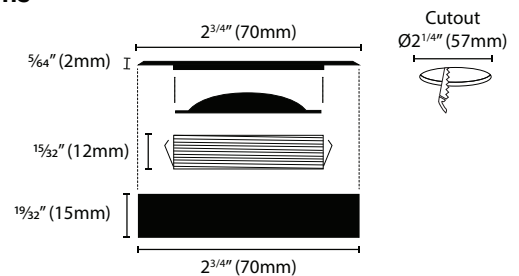


Black



White

Dimensions






Light Engine Ordering Code

	Product	Wattage	Color Temp
2W RD10	LS - <input type="text" value="RD10"/>	- <input type="text" value="2W"/>	- <input type="text" value="3K"/>
		2W : 2 watts	3K : 3000K
3W RD10	LS - <input type="text" value="RD10"/>	- <input type="text" value="3W"/>	- <input type="text" value="DTW"/>
		3W : 3 watts	DTW : 3000K to 1800K
4W RD10	LS - <input type="text" value="RD10"/>	- <input type="text" value=""/>	- <input type="text" value=""/>
		4W : 4 watts	27K : 2700K RGB : Multi-color 3K : 3000K RGBW : Multi-color + white 4K : 4000K

Trims

Light engine and trims and surface mounts sold separately. Please note that each part requires an ordering code.

Product	Code	Finish	Description
	LS-RD10-TR-BN	Brushed Nickel	Recessed trim, Ø2 ^{3/4} x H5/64" (Ø70 x H2mm)
	LS-RD10-TR-BK	Black	Recessed trim, Ø2 ^{3/4} x H5/64" (Ø70 x H2mm)
	LS-RD10-TR-WT	White	Recessed trim, Ø2 ^{3/4} x H5/64" (Ø70 x H2mm)

Optional Trims

Product	Code	Finish	Description
	LS-RD10-SC-BN	Brushed Nickel	Scoop piece
	LS-RD10-SC-BK	Black	Scoop piece
	LS-RD10-SC-WT	White	Scoop piece
	LS-RD10-SM-BN	Brushed Nickel	Surface Mount, Ø2 ^{3/4} x H19/32" (Ø70 x H15mm)
	LS-RD10-SM-BK	Black	Surface Mount, Ø2 ^{3/4} x H19/32" (Ø70 x H15mm)
	LS-RD10-SM-WT	White	Surface Mount, Ø2 ^{3/4} x H19/32" (Ø70 x H15mm)