

COBFLEX RGBW SEAMLESS LED STRIP



The COBFlex RGBW Seamless LED Strip is a high-output, dot-free linear lighting solution designed for applications requiring smooth RGB color mixing with dedicated warm white illumination. Utilizing COB (chip-on-board) technology, it delivers uniform, continuous light with no visible pixelation, making it ideal for architectural, hospitality, and feature lighting installations. Optimized for use in aluminum channels, it supports dynamic lighting control where clean visual performance is critical.

Key Features

- Indoor & Outdoor options available
- Continuous, seamless light output using COB LED technology
- RGB color mixing with dedicated warm white channel
- Dot-free illumination for visible architectural installations
- 5-wire system supporting RGBW controllers or DMX decoders
- High-output performance with up to 900 lumens per meter
- 24V DC constant voltage input
- High color quality - CRI 85
- Dimmable with compatible RGBW control systems

Applications


Deck | Soffit | Outdoor | Backbar | Mood

Installation

Double-sided 3M tape on the back


Specifications

	Indoor	Outdoor
Voltage	24V DC	24V DC
Wattage	6.1W/ft (20W/M)	6.1W/ft (20W/M)
Lumen Output	Up to 375/ft (1100/M)	Up to 375/ft (1100/M)
Color Temp	RGB Color Changing + 2700K	RGB Color Changing + 2700K
Beam Angle	120°	120°
Dimmable	Yes	Yes
LED Density	274 LEDs/ft (900LEDs/M)	274 LEDs/ft (900LEDs/M)
Cut Increment	15/16" (33mm)	15/16" (33mm)
Roll Length	13.1' (4M) or 82' (25M)	13.1' (4M)
CRI	>85	>85
IP Rating	22	67
Operating Temp	-25~+60°C (-13~140°F)	-25~+60°C (-13~140°F)
Lifespan	+65,000 hours	+65,000 hours
Lead Wire Length	24" (60cm) wire lead on both ends	24" (60cm) wire lead on both ends
Warranty	5-year	5-year

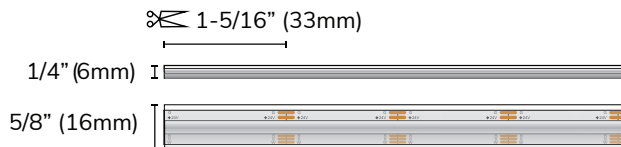


Dimensions

INDOOR:



OUTDOOR: (Waterproof IP67 jacket)



Ordering Codes

INDOOR:

Product	Chip & Length	Voltage	LEDs/M	Color Temp
LS - FLI		24	900	RGBW
FLI : Indoor	9 : COB A : 13.1' (4M) D : 82' (25M)	24 : 24 volt	900 : 900 LEDs	RGBW : Multi-color + 2700K

OUTDOOR:

Product	Chip & Length	Voltage	LEDs/M	Color Temp
LS - FLO	9A	24	900	RGBW
FLO : Outdoor	9 : COB A : 13' (4M)	24 : 24 volt	900 : 900 LEDs	RGBW : Multi-color + 2700K

Solderless Connectors

Solderless connectors are designed to provide a simple and quick connection for projects. Suitable for indoor and outdoor applications.






Image	Code	Product	Description
	LS-SC1-RGBW-COB	Seamless Connector	5 wire. Width: 5/8" (16mm). Application: Add length.
	LS-SC2-RGBW-COB	Connector on one End	5 wire. Width: 5/8" (16mm). Applications: Cut strip to power.
	LS-SC3-RGBW-COB	Connector on both Ends	5 wire. Width: 5/8" (16mm). Applications: Corners.
	LS-SC4-RGBW-COB	Corner Connector	Solderless 90° corner connector for COBFLEX RGBW LED strip.

Note: If using solderless connectors on outdoor flexible strip the connection points must be properly sealed to prevent moisture entry. Heat shrink tubes and/or silicone is recommended. If not sealed properly, premature failure is possible.

RGBW Controls

Image	Product	Code	Description	Functions	Dimensions
	RGBW Handheld Remote	LS-RGBW-MZR	Controls RGBW LED Lights, 868 Mhz	Mult-zone (4), 3 Presets, Dimming, Fade/Flash/Jump, Custom colors	L4 ^{3/4} x W2 ^{3/16} x H1 ^{1/16} " (L120 x W55 x H17mm)

RGBW Controls

Image	Product	Code	Description	Functions	Dimensions
	RGBW Wall Mount Remote	LS-RGBW-MZWMR	Controls RGB or RGBW LED Lights, 12-24V DC Input, 2.5-5W, 868 MHz Fits single gang box. Includes 6W driver, 50ft wireless range.	3 Presets, Dimming, Fade/Flash, Custom colors, includes 10 pre-loaded programs	L4 ^{3/4} x W2 ^{15/16} x H1 ^{1/8} " (L120 xW75 x H29mm)
	SmartLife Control	LS-RCV-SMZ8A-TY	Receiver for RF remotes (RGB / RGBW / CCT / SC) Wifi Capable with free control app	12-24V / 36V / 48V 5 x 8A/Ch / 5 x 6A/Ch / 5 x 4A/Ch 5x96W / 5x192W / 5x216W 15M (50') Remote Range	L6-11/16 x W2-5/16 x 1-1/8" (L170 x W59 x H29mm)
	Outdoor MZ LED Receiver	LS-RCV-O-MZ5A	Receiver for RF Remotes (RGB/RGBW). Wifi Capable. Outdoor rated for harsh environments	12-36V DC 4 x 5A/Channel 4x(60-180W) Output Power 15M (50') Remote Range	L7 ^{1/8} x W2 ^{15/16} x H1 ^{1/2} " (L180.5 xW74x H38mm)
	Casambi 4 Channel PWM Controller	LS-CBU-PWM4	Control up to 250 fixtures with intelligent mesh network and customizable user interface. Multiple networks can be set up with same control system	12-24V DC 48W - 96W 4A Output Power Surface Mountable Includes Downloadable Smart Device App	L2-7/8 x W1-3/16 x H11/16" (L72.6 x W30 x H18mm)
	Digital DMX512 Decoder	LS-DMX-DIG-DCR	Converts DMX signal for use with low voltage RGB & RGBW LED lights.	Total 5 PWM output channels, common anode. DMX channel quantity from 1CH~5CH settable.	L6 ^{7/16} x W2 ^{7/8} x H1 ^{1/2} " (L164 xW73 x H38mm)









Aluminum LED

Each aluminum profile can be combined with it's respective LED flexible strip to create a customized look for various applications.




Image	Code	Product	Description	Specs
	LS-LL28-1	1M LL28 Channel	Large Corner Mount. 1M (40") length.	W1 ^{1/8} " (W30mm). All connectors compatible.
	LS-LL12-L1	1M LL12 Channel	Slim Modern. 1M (40") or 2M (80") lengths.	W23/32 x H5/16" (W18 x H8mm). All connectors compatible.
	LS-LL12-L2	2M LL12 Channel		
	LS-LL13-L1	1M LL13 Channel	Wide Slim. 1M (40") or 2M (80") lengths.	W29/32 x H3/8" (W23 x H10mm). All connectors compatible.
	LS-LL13-L2	2M LL13 Channel		
	LS-LL14-L1	1M LL14 Channel	Curve Flexible. 1M (40") or 2M (80") lengths. ¹ Indoor Only	W45/64 x H7/32" (W18 x H5.7mm). Production lead or solder required.
	LS-LL14-L2	2M LL14 Channel		

Aluminum LED








Each aluminum profile can be combined with its respective LED flexible strip to create a customized look for various applications.

Image	Code	Product	Description	Specs
	LS-LL15-L1	1M LL15 Channel	Thin Recessed and Surface Mount. 1M (40") or 2M (80") lengths. ¹ Indoor Only	W43/64 x H9/32" (W17 x H7mm). Production lead or solder required.
	LS-LL15-L2	2M LL15 Channel		
	LS-LL16-L1	1M LL16 Channel	Deep Recessed. 1M (40") length. ¹ Indoor Only	W45/64 x H19/32" (W18 x H15mm). Production lead or solder required.
	LS-LL18-L1-BK	1M LL18 Channel	Black, Recessed or Surface Mount. 1M (40") length. ¹ Indoor Only	W3/4 x H1/2" (W19 x H12mm). Production lead or solder required.
	LS-LL18-L2.5	2.5M LL18 Channel	Aluminum, Recessed or Surface Mount. 1M (40") length. ¹ Indoor Only	W3/4 x H1/2" (W19 x H12mm). Production lead or solder required.
	LS-LL22-L1	1M LL22 Channel	Heavy Duty Inground. 1M (40") or 2M (80") lengths. ¹ Indoor Only	W1 ^{1/32} " (W26mm). Production lead or solder required.
	LS-LL22-L2	2M LL22 Channel		
	LS-LL23-DW-L3	3M LL23 Drywall Channel	Mud In. 3M (9.8') length.	W1 ^{9/64} x H35/64" (W29 x H14mm). All connectors compatible.
	LS-LL55-L2	2M LL55 Channel Custom Available	Closet Rod LED Light 2M (80") ¹ Indoor Only	W3/4 x H1 3/16" (W19 x H30mm). ID: All COB Model Connectors compatible.
	LS-LL61-L1	1M LL61 Channel	2" Large Surface. 1M (40") length.	W2" (W50mm). All connectors compatible.

Power Supplies

Non-Dimmable					
Image	Code	Voltage	Output Power	Class II	Dimmable Specs
	LS-24V-30W-O-CV	24V	Max. 30W	✓	Non Dim with plug
	LS-24V-60W-O-CV		Max. 60W	✓	Non Dim with plug
	LS-24V-96W-O-CV		Max. 96W	✓	Non Dim with plug

Power Supplies

Non-Dimmable					
Image	Code	Voltage	Output Power	Class II	Dimmable Specs
	LS-24V-150W-O-CV	24V	Max. 150W	x	Non Dim with plug
	LS-24V-240W-O-CV		Max. 240W	x	Non Dim, with leads for hard-wire.
	LS-24V-320W-O-CV		Max. 320W	x	Non Dim, with leads for hard-wire.
	LS-24V-30W-JB-O-CV		Max. 30W	√	Boxed Hardwire Power Supply
	LS-24V-60W-JB-O-CV		Max. 60W	√	Boxed Hardwire Power Supply
	LS-24V-96W-JB-O-CV		Max. 96W	√	Boxed Hardwire Power Supply
	LS-24V-96Wx3-JB-O-CV		Max. 288 W (3 × 96 W Class 2 outputs)	√	Boxed Hardwire Power Supply