

Date: _____ Project: _____

Notes: _____

NEW MOTION SENSOR LED STEP LIGHT

High voltage (120V) motion sensor version of the single gang junction box light series. Can be paired with screwless and traditional screw trims.

Features

- Light automatically powers on when it senses moving objects
- Sensor detects movement from 8-10ft of fixture
- Stays on for 2 minutes
- Fits standard single gang junction box
- Available trims: Traditional with screws and Screwless
- Includes motion sensor LED light engine, gasket and trim

Applications

Step | Deck | Path | Hall


Installation

Recess mounting, fits standard single gang junction box



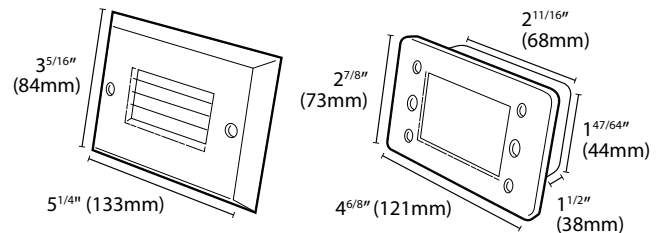
Voltage	100-240V AC
Wattage	2W
Color Temp	3000K
CRI	>90
Lumens	145
Dimmable	Yes
Fits	Standard single gang junction box
Housing	PC
Lifespan	+50,000 hours
Warranty	3 years

Finishes Available



**Only available in Horizontal Louver*

Dimensions



ORDERING CODES

Light engine and trim require separate ordering codes.

Light Engine



**120V Motion Sensor
RT05**

LS -

Product Code

RT05HV - MS







Color Temp

3K

RT05HV-MS : High voltage motion sensor

3K : 3000K

Trims

Product	Code	Finish	Description
	LS-RT05-WIN-BN	Brushed Nickel	Window trim, H3 ^{5/16} x W5 ^{1/4} " (H84 x W133mm)
	LS-RT05-WIN-BK	Black	Window trim, H3 ^{5/16} x W5 ^{1/4} " (H84 x W133mm)
	LS-RT05-WIN-WT	White	Window trim, H3 ^{5/16} x W5 ^{1/4} " (H84 x W133mm)
	LS-RT05-SC-BN	Brushed Nickel	Scoop trim, H5 ^{1/4} x W3 ^{5/16} " (H133 x W84mm)
	LS-RT05-SC-BK	Black	Scoop trim, H5 ^{1/4} x W3 ^{5/16} " (H133 x W84mm)
	LS-RT05-SC-WT	White	Scoop trim, H5 ^{1/4} x W3 ^{5/16} " (H133 x W84mm)