


Date: _____ Project: _____

Notes: _____



FLEXIBLE LED PANEL SHEET

The Flexible Panel Sheet is great for backlighting lightboxes, channel letter and signage. The sheet can be cut to the ideal size for your application.

Features

- Highest quality 2835 LEDs
- Maximum Run: 4 pcs on a single power feed
- 24V DC input
- Quick connect with 2-pin input
- Cut to fit, customize to any size of your installation
- Ultra thin profile
- **Includes** double-sided 3M tape, power feed and x1 jump connector

Applications

Light box | Channel Letter | Signage

Accessories



Jumper Connector
LS-SC3-FLLFP

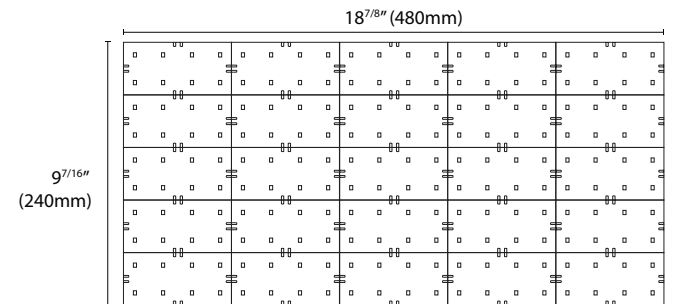
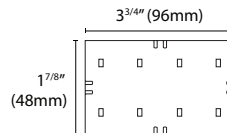


Power Feed
LS-SC2-FLLFP



Voltage	24V DC
Wattage	18W/each
Cut Distance	Minimum L96 x W48mm (L3 ^{3/4} x W1 ^{7/8} "
# of LEDs	200 LEDs/each
Color Temp	3000K / 4000K / 5000K / 6000K
CRI	90+
Lumens	2250/each
Beam Degree	120°
Dimmable	Yes
Lifespan	+65,000 hours
Warranty	5 years

Dimensions



Ordering Codes

Product	Chip & Length	Voltage	LEDs/M	Color Temperature
LS - <input type="text" value="FLLFP"/>	- <input type="text" value="2E"/>	- <input type="text" value="24"/>	- <input type="text" value="200"/>	- <input type="text" value=""/>
	2 : 2835 E : Custom	24 : 24 volt	200 : 200 LEDs	3K : 3000K
				4K : 4000K
				5K : 5000K
				6K : 6000K