

WALKLUX LED HARDSCAPE LIGHT



*Dimmable using Dimmable LED driver or with 12V DC PWM Dimmer

Durable hardscape light has 12V AC/DC input and casts 3000K Warm White light with an included optional 2700K lens filter.

Features


- Outdoor rated
- Directly wire to 12V AC/DC
- Brushed Chrome trim (LS-HS-TR-BC) available to purchase separately
- Dimmable by using Dimmable LED driver or with 12V DC PWM Dimmer
- RGBW color changing LED option

Applications

Hardscape | Landscape | Path | Retaining Wall

Includes

Stainless steel plate with 3000K light engine, black trim and optional 2700K lens filter.



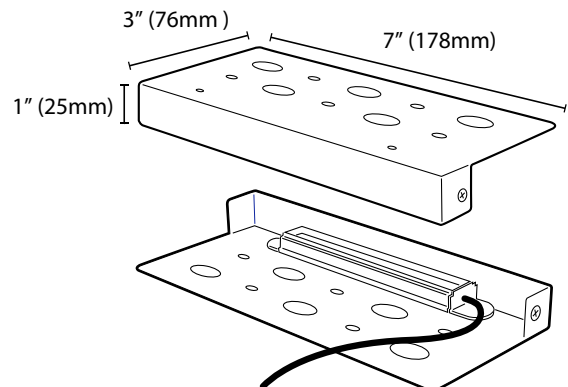
Specifications

Voltage	12V AC/DC
Wattage	2W
Lumens	190
Color Temp	3000K (+2700K lens) / RGBW
CRI	>85
Lifespan	+50,000 hours
Beam Angle	120°
IP	67
Working Temp	-20~+45°C (-4~113°F)
Housing	Stainless steel 316
Wire Length	60" (152cm)
Warranty	3-year

Finishes Available




Dimensions









Ordering Codes

LS -	Product	Wattage	-	Color Temp
	HS		-	
	HS : Hardscape with Black Trim	2W : 2 watts		3K : 3000K
				RGBW : Color-changing + 3000K White (12VDC)



Optional Trims

Product	Code	Finish	Description
	LS-HS-TR-BC	Brushed Chrome	Hardscape Trim, W1 x H7" (W25 x H178mm)

Power Supplies

Image	Code	Voltage	Output Power	Class II	Dimmable Specs
Non-Dimmable					
	LS-12V-30W-O-CV	12V DC	Max. 30W	√	N/A
	LS-12V-60W-O-CV	12V DC	Max. 60W	√	N/A
	LS-12V-96W-O-CV	12V DC	Max. 96W	x	N/A
	LS-12AC-200W-LPS	12V AC	Max. 200W	x	Non dim outdoor transformer with built in photocell and timer
Dimmable					
	LS-12V-30D-MLT-CV	12V DC	Max. 30W	√	Triac/Phase. 0-10V, 1-10V, Potentiometer, 10V PWM 5 in 1 dimming
	LS-12V-60D-MLT-CV	12V DC	Max. 60W	√	Triac/Phase. 0-10V, 1-10V, Potentiometer, 10V PWM 5 in 1 dimming

Accessories

Image	Product	Code	Description
	100' Outdoor Wire	LS-OW-16-2-100	Outdoor wire for led lights. 16-2 AWG
	Outdoor Rated Marettes	LS-GEL-MAR	Outdoor rated, gel filled marettes ensure secure electrical connections in outdoor and wet conditions. Pack of 2.

RGBW Controllers & Receivers

Image	Product	Code	Description	Functions	Dimensions
	RGBW Handheld Remote	LS-RGBW-MZR	Controls RGBW LED Lights, 868 Mhz	Mult-zone (4), 3 Presets, Dimming, Fade/Flash/Jump, Custom colors	L4 ^{3/4} x W2 ^{3/16} x H1 ^{1/16} " (L120 x W55 x H17mm)
	RGBW Wall Mount Remote	LS-RGB-MZWMR	Controls RGB or RGBW LED Lights, 12-24V DC Input, 2.5-5W, 868 MHz Fits single gang box. Includes 6W driver, 50ft wireless range.	3 Presets, Dimming, Fade/Flash, Custom colors, includes 10 pre-loaded programs	L4 ^{3/4} x W2 ^{15/16} x H1 ^{1/8} " (L120 x W75 x H29mm)
	Tuya Control	LS-RCV-SMZ8A-TY	Receiver for RF remotes (RGB / RGBW / CCT / SC) Wifi Capable with free control app	12-24V / 36V / 48V 5 x 8A/Ch / 5 x 6A/Ch / 5 x 4A/Ch 5x96W / 5x192W / 5x216W 15M (50') Remote Range	L6-11/16 x W2-5/16 x 1-1/8" (L170 x W59 x H29mm)
	Indoor MZ LED Receiver	LS-RCV-MZ8A	Receiver for RF Remotes (RGB/RGBW). Wifi Capable.	12-36V DC 4 x 8A/Channel 4x(96-388W) Output Power 15M (50') Remote Range	L6 ^{5/8} x W2 ^{5/16} x H1 ^{1/8} " (L168 x W58 x H28mm)
	Outdoor MZ LED Receiver	LS-RCV-O-MZ5A	Receiver for RF Remotes (RGB/RGBW). Wifi Capable. Outdoor rated for harsh environments	12-36V DC 4 x 5A/Channel 4x(60-180W) Output Power 15M (50') Remote Range	L7 ^{1/8} x W2 ^{15/16} x H1 ^{1/2} " (L180.5 x W74 x H38mm)
	Casambi 4 Channel PWM Controller	LS-CBU-PWM4	Control up to 250 fixtures with intelligent mesh network and customizable user interface. Multiple networks can be set up with same control system	12-24V DC 48W - 96W 4A Output Power Surface Mountable Includes Downloadable Smart Device App	L2-7/8 x W1-3/16 x H1 ^{1/16} " (L72.6 x W30 x H18mm)
	Digital DMX512 Decoder	LS-DMX-DIG-DCR	Converts DMX signal for use with low voltage RGB & RGBW LED lights.	Total 5 PWM output channels, common anode. DMX channel quantity from 1CH~5CH settable.	L6 ^{7/16} x W2 ^{7/8} x H1 ^{1/2} " (L164 x W73 x H38mm)